









SUMMARY - KEY KPIs

	Referrals	Number Randomised	Number in Treatment Group	Vocational Profile Complete	Number with Job Start	Number sustained work for 13 weeks
Month Total	581	309	158	56	31	14
Target	603	460	228	180	58	39
Lot 1 - Wolverhampton	114	76	38	2	9	1
<i>Remploy</i>	132	110	55	45	16	10
Lot 2 - Sandwell and West B'ham	206	106	56	36	9	5
<i>Prospects</i>	175	125	61	45	15	10
Lot 3 - Birmingham South Central	95	61	31	10	6	3
<i>Remploy</i>	132	110	55	45	16	10
Lot 4 - Dudley	166	66	33	8	7	5
<i>Dudley and Walsall MH Trust</i>	164	115	57	46	12	9
Total to date	5749	3098	1498	1063	317	198
Lot 1 - Wolverhampton	1065	625	289	213	75	42
Lot 2 - Sandwell and West B'ham	1932	992	498	361	72	48
Lot 3 - Birmingham South Central	1073	667	321	189	82	49
Lot 4 - Dudley	1679	814	390	300	88	59
Target to date	8089	6180	3077	2486	714	368

- 
September's referrals at 96% of target
- 
Randomisations at 67% of target
- 
Jobs at 41% of target
- 
54% of referrals have been randomised to date
- 
71% of total treatment group have a VP
- 
21% of total treatment have started work
- 
Total referrals to date at 71% of target
- 
Total randomisations to date at 50% of target

REFERRALS

September 2019 is a record breaking month for referrals. This month 581 participants were referred, the most generated in a month to date and 22 off of the

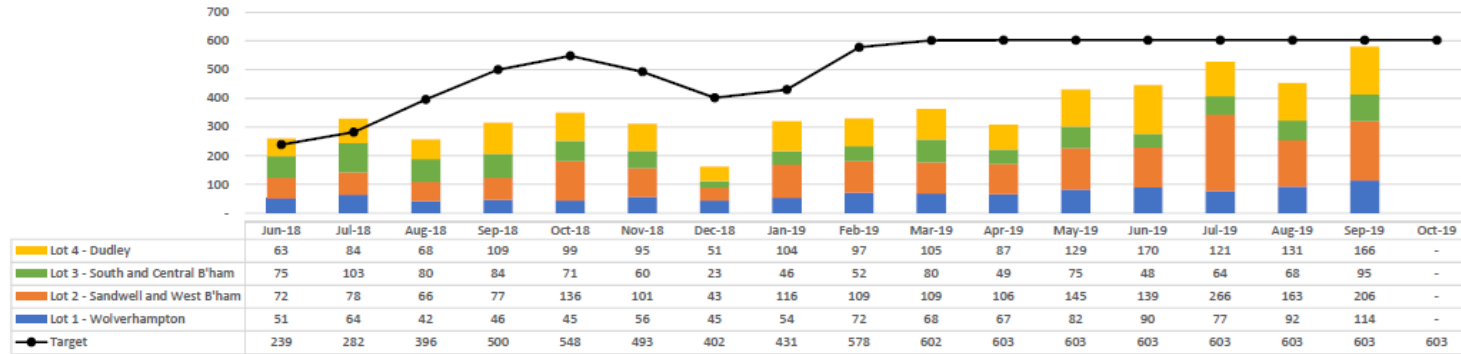
It has also been a record breaking month for randomisations. This month 309 participants were randomised, the most achieved in a month to date.

Wolverhampton randomised a record 76 participants, whilst Birmingham randomised a record 61 in month.

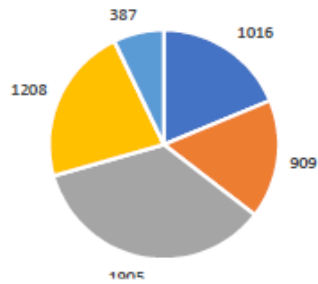
Both Sandwell and Dudley randomised their second highest amount of participants to date with 106 and 66 respectively

There was a total of 170 referrals across the 4 Lots through the GP Pilots in September 2019.

Referrals by Month

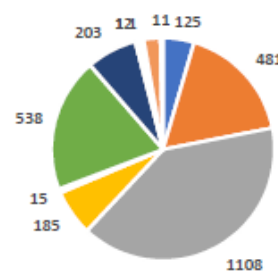


Referral Sources - To Date



- Primary Care - GP
- Community - Health
- Community - Non-Health
- Self-Referral
- Other

Referral Sources - detail



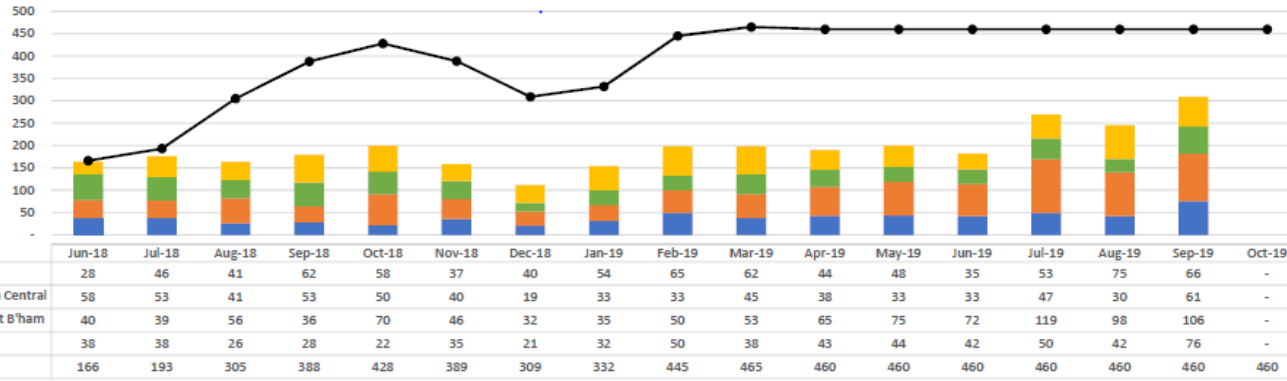
- Job Fair/ Employment Event
- IAPT
- Community Partner
- Occupational Therapy
- Crisis Team
- Care Leavers
- Family/ Friends
- Fire Service
- Self referral from GP practice
- JCP
- College/Further Education
- Advertising/marketing
- MSK/Physio
- Nursing Team
- Pharmacy team
- Police / Probation

NUMBER OF PEOPLE RANDOMISED

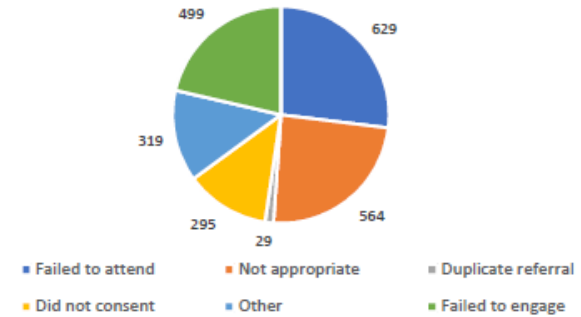
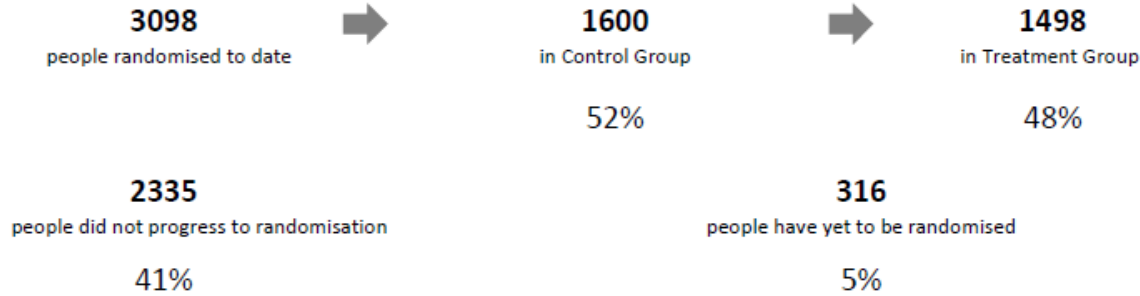
Randomisations by Month

Currently each Lot's overall conversion rate of referrals to randomisations are:

- Lot 1 - 58%
- Lot 2 - 52%
- Lot 3 - 62%
- Lot 4 - 50%



Reason for not progressing to randomisation

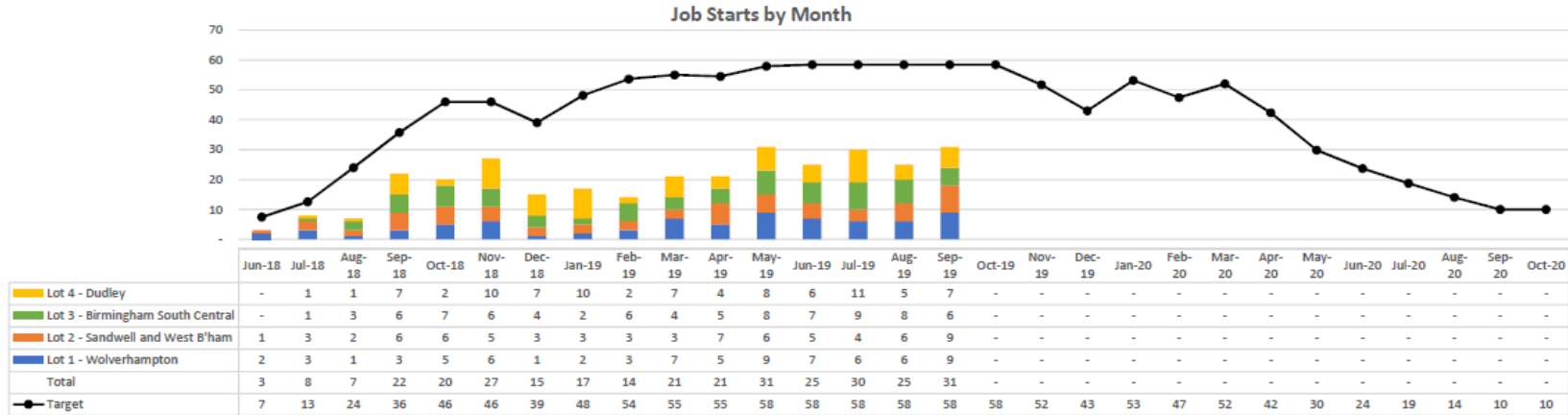


JOBS

This month has seen our record number of job starts matched at 31. Both Wolverhampton and Sandwell supported 9 participants into work, a record for both Lots.

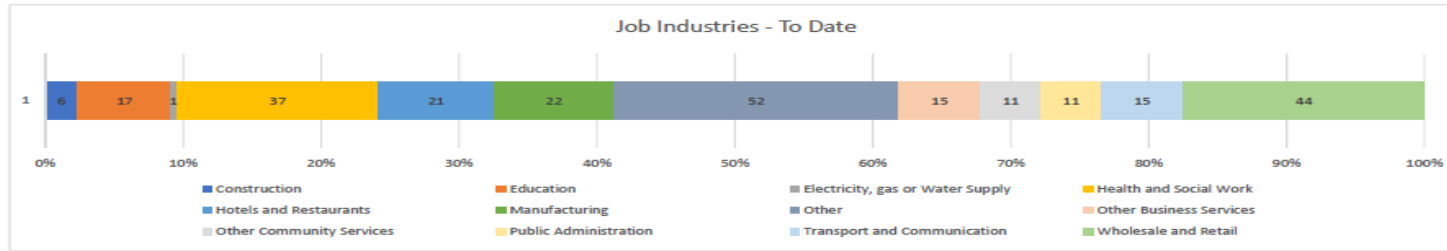
There has now been over 300 participants supported into work since the trial began, with 360 jobs between them.

Number of People with a Job Start



JOBS (CONT'D)

Job Industries



Examples of Job Roles

Quality Engineer

Aquatic Apprenticeship

Retail Assistant

Quality Engineer/Inspector

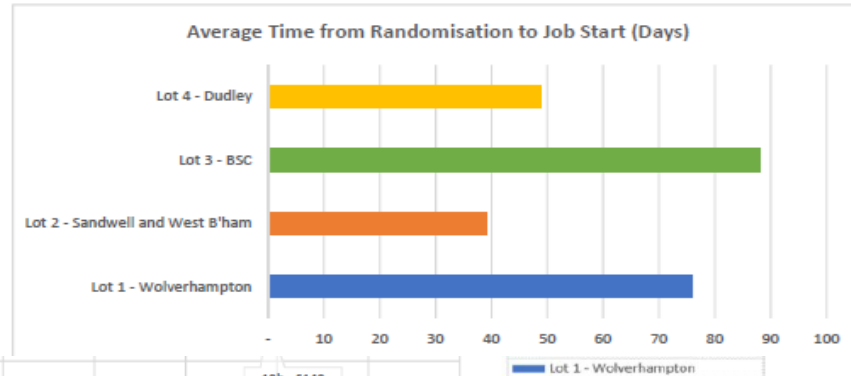
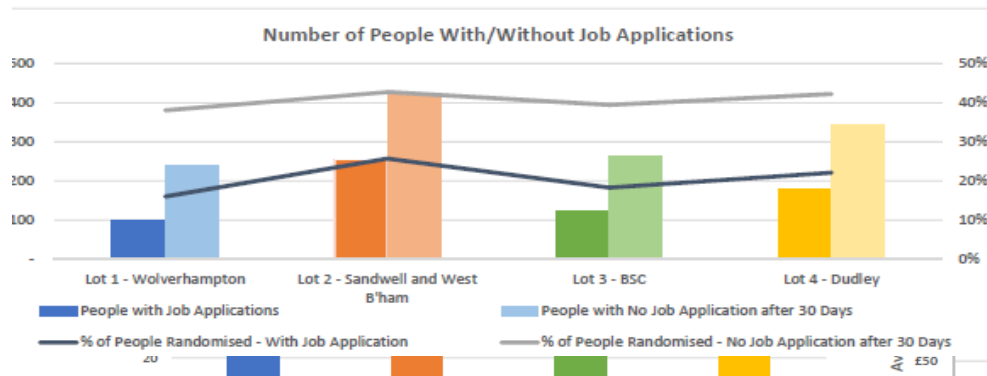
Litter Picker

Data Analyst

Chef

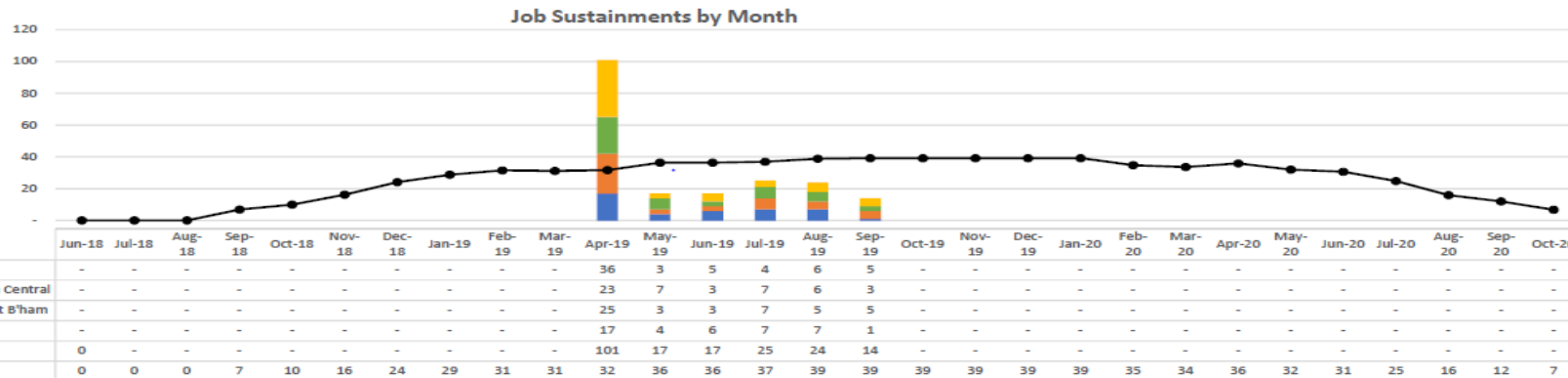
Aviation Engineer

Job search metrics



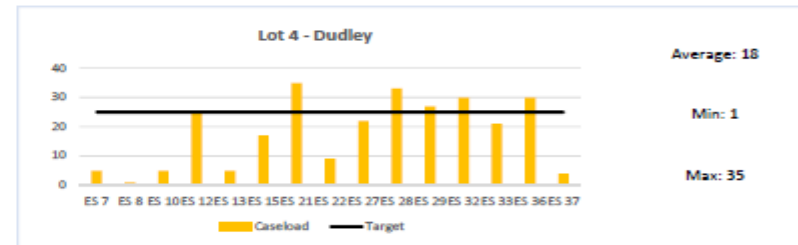
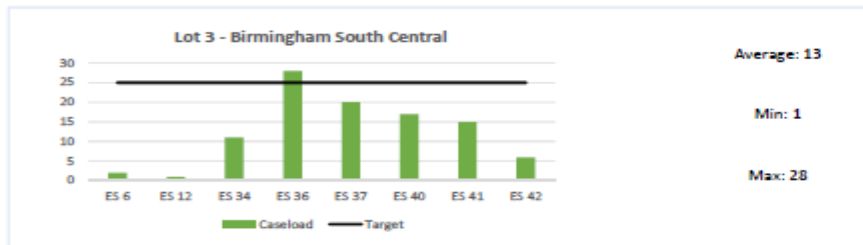
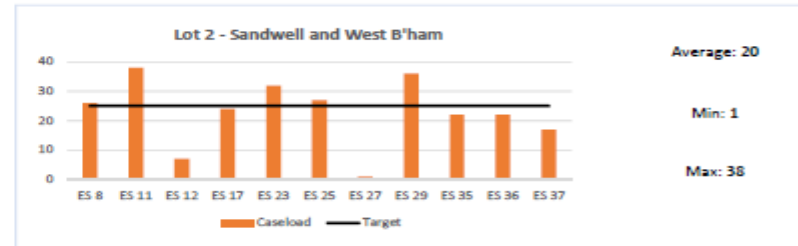
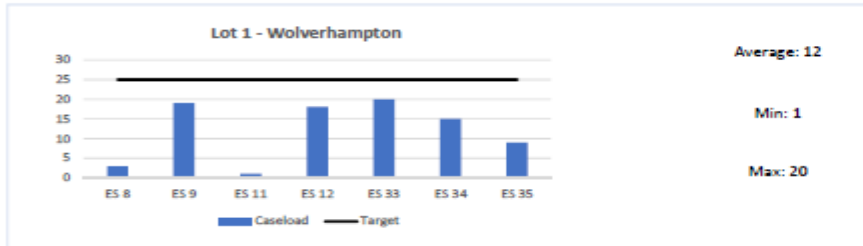
Number of People Sustaining Work for 13 weeks

Job sustainments capture is now fixed and included in KPI exports, as of April 2019. This has led to a spike generated in April 2019



QUALITY MEASURES

Caseloads

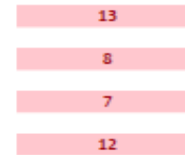


Time between randomisation and first interaction with an ES

Average time to first interaction (THIS MONTH)



Number of clients with first interaction >2 days after randomisation



Active cases

